

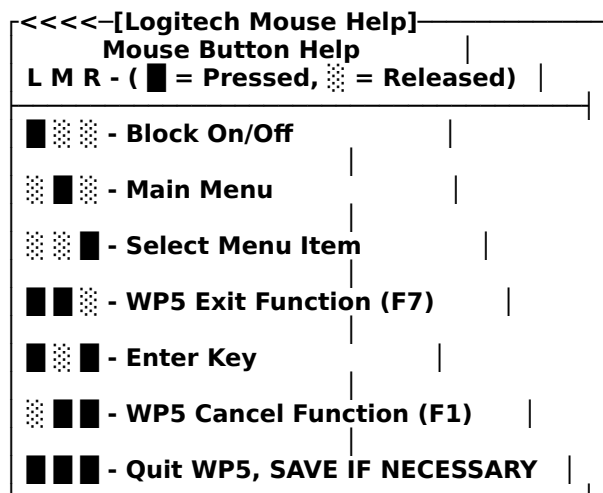
WP5MACMENU 3.1

This is a MS Windows-like, LOGITECH 3,2 and MICROSOFT 2 button mouse system which follows a similar menu layout and menu text of Wordperfect for Macintosh (WPMAC). While the appearance is similar, it does not "look and feel" quite the same in that the parent menus do not remain on the screen while in a child menu. To handle this situation, the immediate parent menu name appears at the top of each menu and selecting the set of 4 <<<< characters will pop you back to the immediate parent.

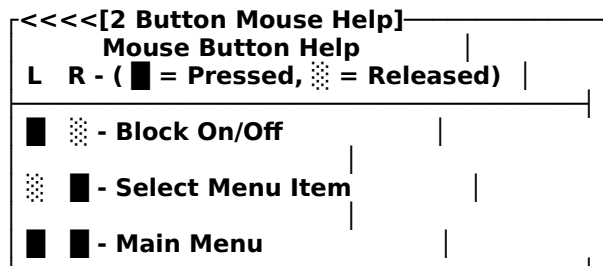
To operate the menu, follow the mouse button chords illustrated below:

3 BUTTON MOUSE

L=LEFT BUTTON
M=MIDDLE BUTTON
R=RIGHT BUTTON



2 BUTTON MOUSE



Of course, you can still use the function keys as before if you find the above multiple button definitions (chords) too confusing. They are there to allow the "power user" to exercise control from the mouse as much as possible.

The basic idea of this system is to provide some degree of commonality of interface for persons and organizations who may use both IBM Wordperfect 5.0 and Wordperfect for Macintosh 1.0.1 and wish to simplify personnel training. After a short learning period, you will be using a variety of Wordperfect functions without having to consult the manual or look down at your keyboard template.

WP5MACMENU flags some Wordperfect procedural errors to the user via dialog boxes. However, it does not implement all of the WP Macintosh functions although four external macros are provided to allow simple column and entire document block selection, word deletion and left margin release. Major

unique WP5 features are included at the bottom of certain menus. The complete package consists of the SELF-EXTRACTING archive **31MACM.EXE** which contains:

| | |
|---|---|
| READ.ME | A short notice to direct you to this file |
| WP5MACMN.WP | |
| WP.MNU | The Logimenu file for Logitech 3 button mouse |
| WPMM313L.DEF | (The .DEF source file for above) |
| WP2B.MNU | The Logimenu file for Logitech 2 button mouse |
| | (Rename to WP.MNU if used) |
| WPMM312L.DEF | (The .DEF source file for above) |
| WPMS.MNU | The Microsoft menu (3.1) file for Microsoft 2 button mouse |
| (With enhanced WP5 procedural error detection and minor bug fixes) | |
| WPMM312M.DEF | (The .DEF source file for above) |
| CLMN.WPM | The macro to select the current column |
| ALL.WPM | The macro to select the entire document |
| DELWORD.WPM | The macro to delete a word |
| MGNREL.WPM | The macro to release the left margin |

****NOTE: Due to the variety of ways in which people construct documents, the macros may not work well in all cases. Please manually select the block with your mouse when one of these macros does not select what you intended. You can always edit these macros if you find a more appropriate technique that matches your style of writing.

MENULG.BAT **A DOS batch file to start the LOGITECH mouse driver and popup menu system with adequate (20K) memory reserved for this menu system**

Make sure that your MOUSE.COM, MENU.COM, CLICK.EXE, CLICK.SRC and WP.MNU files are in the same directory (or in your DOS "PATH") as WordPerfect 5.0 and this batch file. Now type MENULG<return> to load the mouse driver, load the popup menu system with 20K of memory reserved, the CLICK utility, and then start WordPerfect 5.0.

The "About WP5MACMENU..." Help menu item includes the following message regarding registration:

**** WP5MACMENU 3.1 **** ||
WPMAC 1.0.2/Windows(R)-like ||
menu system for ||
WORDPERFECT 5.0 and ||
LOGITECH (R) 3 button mouse ||
by Dave Petherick (73627,226) ||
****REGISTER THIS SHAREWARE!**** ||

RETURN |

Windows (R) is a ||
registered trademark of ||
Microsoft Corporation ||
Redmond, WA, U.S.A. ||
WORDPERFECT (R) is a ||
registered trademark of ||
Wordperfect Corporation ||
Orem, Utah, U.S.A. ||
LOGITECH (R) is a ||
registered trademark of ||
LOGITECH U.S.A. ||
Fremont,CA, U.S.A. ||

Please help encourage the ||
development of this and ||
similar software by registering ||
your copy. Feel free to copy ||
and distribute this software ||
(UNMODIFIED) and if you find ||
it of value, support it! ||

For \$10, register your copy ||
of WP5MACMENU and you will ||
be entitled to free periodic ||
updates and an UNLIMITED ||
SITE LICENCE for corporate users!! ||

NEXT |

Source .DEF file included free! ||

*****SUPPORT THE SHAREWARE CONCEPT*****
Send check or money order along
with your mouse type,diskette size,
WP5MACMENU version number and
your mailing address to:

Dave Petherick
P.O. Box 1002
Tottenham, Ontario
CANADA L0G 1W0

Microsoft (R) and Logitech (R) two
button mouse versions also available

RETURN

While I have tried to eliminate as many bugs as possible, this software is offered "as is" without warranty or guaranty regarding its' operation. I have tried to make the menus as robust as possible and provide ample opportunity to save your document prior to exiting Wordperfect.

Please examine all of the [Help] and [About...] menus before you use this system for the first time to allow you to get familiar with menu and mouse chord operations.

I welcome your comments and suggestions.

November 14, 1988 update (Version 1.1)

The new WP.MNU file has had some small bugs fixed as listed below:

[Special][Merge Codes] menu had two menu select width commands set too wide (cosmetic)

[Special] menu Date item action corrected (went to footnote menu by mistake)

[Format][Paragraph] menu Paragraph Num Def item corrected (went to format menu by mistake)

Support for Conditional EOP [Format][Page] menu added

November 17, 1988 update (Version 1.2)

[File][Print Options] Page Setup operation fixed (went to print,page rather than format,page menu)

Adjusted mouse sensitivity values from 10,20 to 64,64 to reduce likelihood of being kicked out of standard WP5 menus due to small mouse motions.

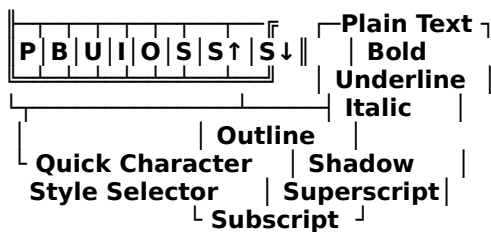
Included SENSIV.ARC patching system to allow user to adjust the sensitivity of any Microsoft or Logitech .MNU file (unarc and use with debug.com)

November 18, 1988 update (Version 2.1)

Enhanced version with several unique WP 5.0 menu features added.
Logitech 2 and 3 button .MNU files now packaged together.
(Version number is now common to Microsoft 2 button mouse version)

December 21, 1988 update (Version 3.0)

Added 'Quick Character Style Selector' to main menu and added help for this feature to [Help] WordPerfect Help menu.



Exchanged 'Print Options' and 'Print...' items on [File] menu to exactly match WP MAC 1.0.2.

Added 'Convert Document...' to [Special] menu (ie. go to DOS and run the CONVERT.EXE utility, then EXIT to return to WP 5.0).

Revised the three button chord function 'QUIT, NO SAVE' to be 'QUIT, SAVE IF NECESSARY' to prevent unexpected loss of document (Logitech three button mouse version only)

Improved appearance of all menus by adding 'shadow' highlight.

Improved match of menu item and submenu positions on screen.

Logitech and Microsoft mouse files now all in a single archive file.

May 31, 1989 update (Version 3.1)

Corrected the Microsoft version .DEF file to eliminate display problems with certain PC compatibles (moved an EXECUTE statement from within the [Spell] menu code. Also eliminated the redundant "nothing: nothing" statement to allow compilation using MAKEMENU.EXE version 1.2.

Logitech mouse version is unchanged but revision number changed to 3.1 to match the Microsoft version.

Dave Petherick (73627,226)
May 31, 1989